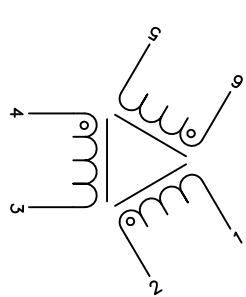
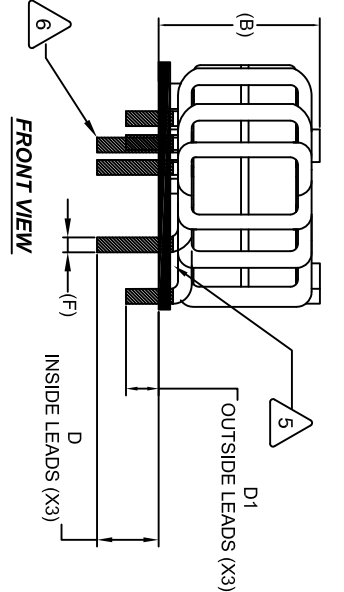


The information contained in this drawing is the sole property of Coil Winding Specialist Inc. (CWSI). Any reproduction in part or whole without written permission of CWSI is prohibited.

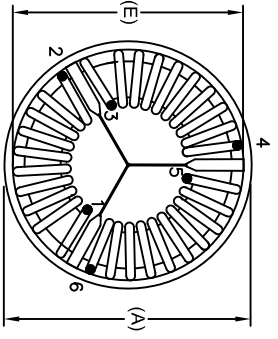
DIMENSIONAL TOLERANCE INCHES [MM]					
A(OD) Max	B(HGT) Max	D1(LEAD) Min	D(LEAD) Min	E TYP	F (Lead Dia) TYP
2.60 [66.00]	1.46 [37.00]	0.50 [12.70]	0.75 [19.05]	2.52 [64.00]	0.06 [1.63]

REVISION HISTORY				SIGN & DATE			
REV	ECN	DESCRIPTION	BR	DATE	CHK	DATE	DATE
A		PRODUCTION RELEASE	TN	01/18/2021	JL	01/18/2021	

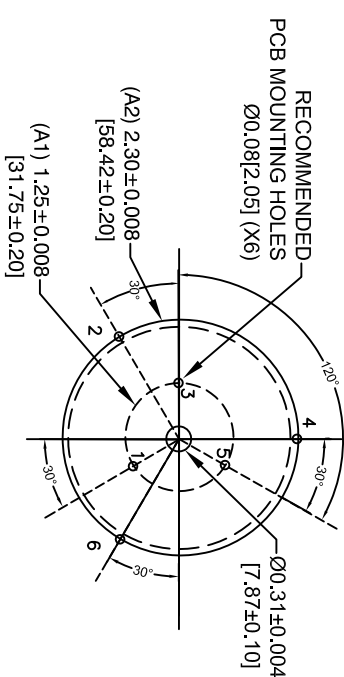
- 8 BUILT TO ROHS COMPLIANCE
- 7 LABEL PART NUMBER AT THE BOTTOM OF THE BASE.
- 6 TRIM INNER LEADS TO 0.75 AND OUTER LEADS TO 0.5 INCH FROM BOTTOM OF BASE
- 5 APPLY EPOXY BETWEEN COIL AND BASE
- 4 STRIP AND TIN LEADS (NO INSULATION IS ALLOWED BELOW THE BASE LEVEL.)



**SCHEMATIC**



**TOP VIEW**



**MOUNTING HOLES PATTERN**

- 3 SPECIFICATIONS AT 25°C:  
WIRE: UL RECOGNIZED 200°C RATED MAGNET WIRE  
CWS BYTEMARK OR OTHER APPROVED PART  
CORE: NANOCRYSTALLINE OR AMORPHOUS CORE
- 2 CASE RATING CLASS H (180°C) REQUIRED  
MATERIAL: UL RECOGNIZED FOR FLAMMABILITY
- 1 ANY TOLERANCE. THIS DIM. CAN VARY A LITTLE FROM PART TO PART.  
"TYP" IN DIM. TABLE REFERS TO A NON-CRITICAL TYPICAL (AVERAGE) DIM. WITHOUT NOTES: UNLESS OTHERWISE SPECIFIED, READ NOTES FROM BOTTOM TO TOP.  
CAGE CODE: 5DMIE2

UNLESS OTHERWISE SPECIFIED		AUTOCAD	
DIMENSIONING AND TOLERANCE PER ANSI Y14.5M AND [DIMETERS]	TOLERANCE INCHES: X.XX±.005 X.X±.030 X.XX±.127 X.X±.38	SIGN	DATE
DRWN: TN	01/18/2021	DATE	01/18/2021
CHKD: JM	01/18/2021	ENGR: JL	01/18/2021
APPR: JL	01/18/2021	SIZE: [DIM. NO.]	B
		SCALE: N/A	

**www.coliws.com**  
 sales@coliws.com  
 Coil Winding Specialist Inc.  
 353 West Grove Ave  
 Orange, California 92665

Horizontal Mount  
 Three-Phase Common Mode Choke

TPD-583U-B13A